

# How to Download MyChildren's app on iPhone



To access the MyChildren's Patient Portal on a mobile device users will need to download the MyChart app from the Apple App Store. Follow the below steps to download and add Boston Children's to your mobile device.

## 1. Download the MyChart app

- In the App Store, search for MyChart, then select **Get** or the download icon.

## 2. Open MyChart app

- After downloading select **Open** or tap the MyChart icon on your phone screen.

## 3. Agree to the terms

- Select the boxes on the screen to agree to the **Privacy Policy** and **End User License**.

## 4. Tap Search for an Organization

- Located at the bottom of your mobile device.


## 5. Search for Boston Children's

- Select Boston Children's and then tap **Add select organizations** to add it to MyChart.

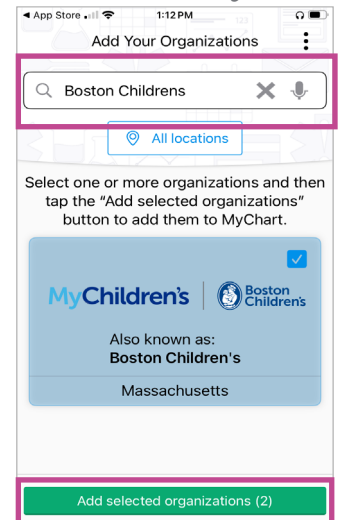
## 6. Sign up or log in to MyChildren's

- **Log in** - enter your username and password then tap **Log in**.
- **Sign up** - tap **Sign up** and then enter the needed information.

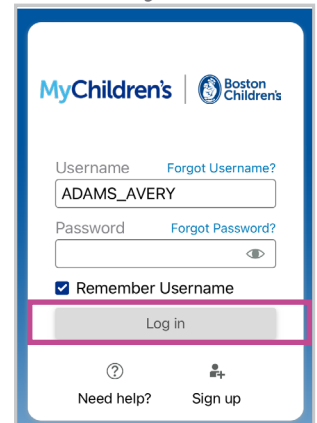
*Download and open MyChart app*



*Add Boston Children's to MyChart*



*Sign up or log in to MyChildren's*



Questions? Contact the Digital Health Support Team at 617-919-4396. Available Monday to Friday from 7 a.m. to 7 p.m. and Saturday from 8 a.m. to 4 p.m.

# Cómo descargar MyChildren's aplicación en iPhone



Para acceder al Portal del Paciente de MyChildren en un dispositivo móvil, los usuarios deberán descargar la aplicación MyChart de la App Store de Apple. Siga los pasos a continuación para descargar y agregar Boston Children's a su dispositivo móvil.

## 1. Descargar MyChart en App Store

- In the App Store, search for MyChart, then select **Get** or the download icon.

## 2. Abra la aplicación MyChart

- After downloading select **Open** or tap the MyChart icon on your phone screen.

## 3. Aceptar los términos

- Select the boxes on the screen to agree to the **Privacy Policy** and **End User License**.

## 4. Toca Buscar una organización

- Located at the bottom of your mobile device.


## 5. Buscar Boston Children's

- Select Boston Children's and then tap **Add select organizations** to add it to MyChart.

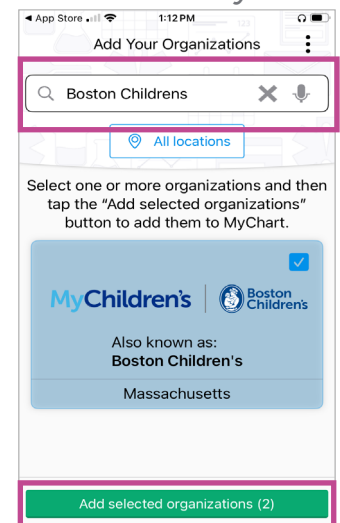
## 6. Regístrese o inicie sesión

- **Log in** - enter your username and password then tap **Log in**.
- **Sign up** - tap **Sign up** and then enter the needed information.

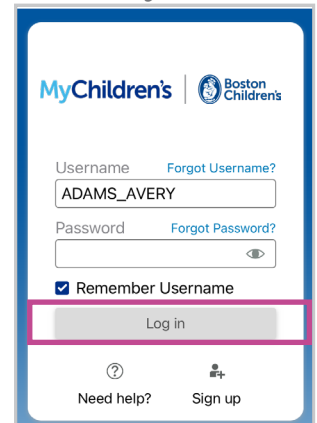
*Download and open MyChart app*



*Add Boston Children's to MyChart*



*Sign up or log in to MyChildren's*



Questions? Contact the Digital Health Support Team at 617-919-4396. Available Monday to Friday from 7 a.m. to 7 p.m. and Saturday from 8 a.m. to 4 p.m.

05.2024